

# VistaScan Mini View 2.0

## Plug into the future





## Ready for the dental practices of tomorrow

Not only is the design of the new VistaScan Mini View 2.0 futuristic. The technology behind it is just as pioneering. It uses the latest image plate technology and works together with VistaScan IQ image plates to open up many new AI-based features. With Smart Scan Workflow,

work becomes even more efficient thanks to the ability to link IQ image plates directly to the patient. Together with the superior image quality of the tried-and-tested PCS technology, this new system will make your dental practice completely fit for the future.



### This is what counts:

- PCS technology for exceptional image quality
- SmartScan workflow
- Easy Feed concept for all intraoral formats
- High-resolution glass touchscreen display
- Extensive package of intelligent automation functions in combination with VistaScan IQ image plates and VistaSoft AI

These intelligent features will help you to unlock the full potential of your practice.



### VistaScan IQ image plates

The high-performance VistaScan Mini View 2.0 unit is an image plate scanner that has been designed to meet the highest demands in terms of image quality, ease of use and performance. The best possible performance is achieved in conjunction with VistaScan IQ

image plates. This combination brings together both the tried-and-tested technology and exceptional image quality of the PCS technology with a number of new features that offer noticeable improvements in terms of ease of use, efficiency and reliability.

## Quick and easy scanning

With the Easy Feed concept you can scan image plates very quickly, one after the other. The interchangeable inserts make it possible to digitise all intraoral image plate formats.



## Sustainability built in from the start

All of our image plate scanners are carbon neutral and sustainably manufactured. Other divisions of Dürer Dental are also committed to using resources in the most responsible way possible. With all of our products, it is important for us that we continue to improve energy efficiency and maximise service life by making all our units easy to repair and service. And, of course, last but not least everything is packaged in a safe and eco-friendly way.



# More colours, increased diversity, more efficiency

## ScanManager – for efficient working

Scanning tasks can be sent simultaneously from different workstations to VistaScan Mini View 2.0. Select the required task on the display, carry out the scan and perform a diagnosis on the PC screen straight away.



## Scanning without a PC is possible

Thanks to the standalone mode, you can also work independently of the network. Images are stored temporarily in the internal memory of the device and then transmitted to the database later on.



## All intraoral formats

VistaScan Mini View 2.0 can be used to digitise all intraoral image plate formats – from size 0 to 4.

## Ambient Light

The LED lighting of the VistaScan Mini View 2.0 will add a nice touch of colour to your practice. You can freely choose a colour that best suits the look and feel of your interior design.







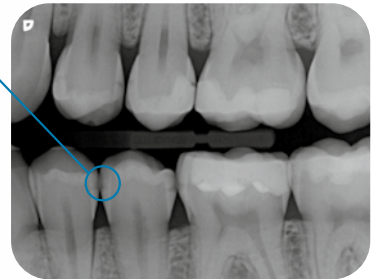
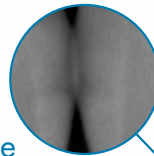
## Large glass touchscreen display

The colour 5" touchscreen display provides a user interface that is very easy to use.



## Exceptional image quality thanks to PCS

Thanks to PCS technology, VistaScan Mini View 2.0 can e.g. reliably highlight incipient caries lesions or make the tiniest bone structures visible.



## WLAN capability

The integrated WLAN functionality and the LAN interface make it incredibly easy to integrate the scanner in a network.



# Smarter workflows with SmartScan

SmartScan Workflow uses automation to make your work more relaxed, more efficient and more reliable.



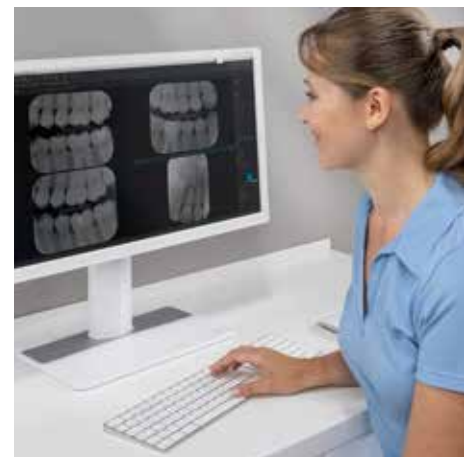
## 1. Assign the image plate

Use the VistaScan Smart Reader to assign an image plate to a patient in VistaSoft. This puts VistaScan Mini View 2.0 in 'ready for image acquisition' mode.



## 2. Scan the image plate

Now scan image plates from different patients in any any sequence, one after the other.



## 3. Assess the X-ray image

VistaSoft automatically assigns the X-ray images to the correct patients.





# VistaSoft AI automation included

The VistaSoft package gives you access to powerful AI-based features that can automate day-to-day work routines and thus make them noticeably more efficient.



## Automatic image rotation

VistaSoft uses an algorithm based on artificial intelligence to check the orientation of intraoral X-ray images on the basis of anatomical features shown and corrects the rotation of the image automatically if needed. This will save you valuable time.




[Video clip](#)

## Automatic checking of image plate quality

In conjunction with VistaScan IQ image plates, VistaSoft AI performs an automated check of image plate quality on every intraoral image. This ensures that excellent image quality is preserved in the long term.



[Web site](#)



## 'Wrong side' exposure detection

VistaSoft AI automatically detects if the wrong side of the image plate has been exposed, and issues a corresponding warning for the user.



[Web site](#)

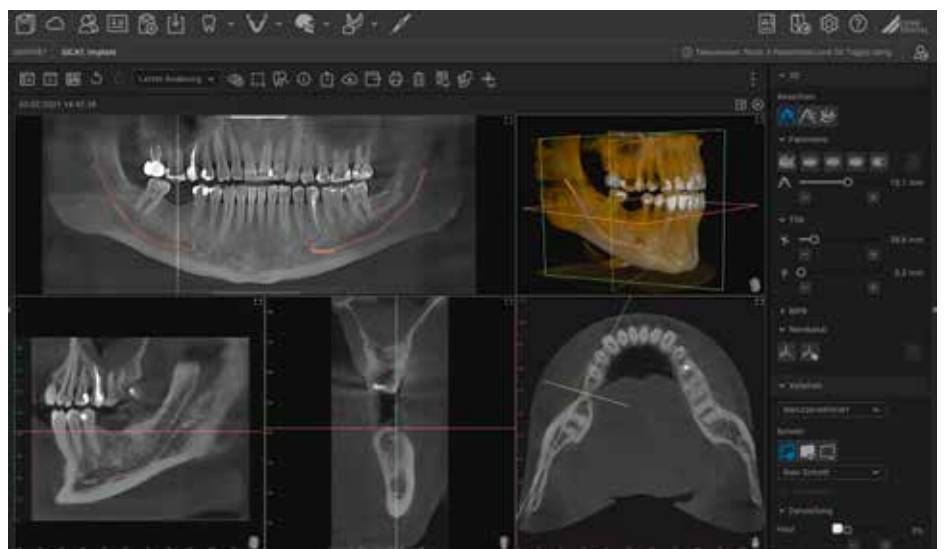


## VistaSoft 3D

The package comes with a full 2D and 3D X-ray licence for VistaSoft, which allows you to view and diagnose 2D and 3D image data even without your own dedicated CBCT device.



[Web site](#)



# Facts, figures and accessories at a glance

Mini View 2.0	
Display	5" colour touchscreen
Plate sizes	S0, S1, S2, S3, S4
Theoretical resolution LP/mm (dpi)	40 (2,000)
Effective resolution LP/mm (dpi)	22 (1,100)
Greyscale (bit)	16 (65,536)
Weight (kg)	approx. 5
Dimensions (H x W x D mm)	273 x 211 x 258
Standby function	Yes
Interfaces	LAN, WLAN



## Image plate holder system

Image plate holders from Dürr Dental offer optimum protection for the image plate with their smoothed and rounded edges. Holders are available for all applications – their use helps to ensure that accurate X-ray images are produced.



## VistaIntra X-ray generator

Perfectly tailored for a digital workflow with an image plate or sensor. Can also be used in the traditional manner.



## Image Plate Cleaning Wipe

Dirt on image plates will show up in the images and shorten their service life. VistaScan Image Plate Cleaning Wipe provide intensive cleaning for the image plates. Advantage: long-lasting, optimum image quality.



Scan the QR code  
or call 1800 225 010 to contact your local A-dec dealer

**a dec**<sup>®</sup>